



GOLD
SERIES

AWARD WINNING SUPPLIERS
OF SOFTENED WATER

*"The Perfect Customer
Experience Every Time"*

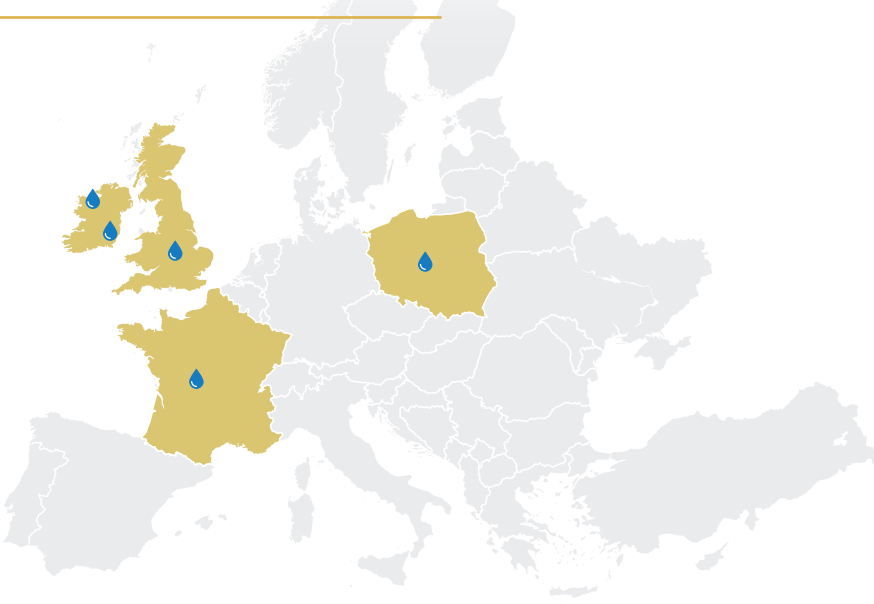


EWT Gold Range Water Conditioner User Guide
Model E606 Gold, E500 Gold

EWT MISSION STATEMENT

“To provide the ‘best quality’ products, at the ‘best price’ while providing the ‘best service’ to all our customers.”

EW Technologies are delighted to offer our services in UK, Ireland, France and Poland.



“We promise that you’ll never want to be without your EWT water conditioner again.”



CONTENTS

Welcome	2
How you water softener works	3
Technical information on your water softener	4
Benefits of conditioned water	5
The importance of drinking water	6
7 Things to know about EWT	7
EWT Gold IQ Range	8
Our Mission Statement / Safety Information	9
Frequently Asked Questions	10
How to make adjustments	11
Care and cleaning of your water conditioner	12
How to clean out the salt storage tank	13
Before you call for service	14
EWT - Cover Plan Options	15
Leave a review	16
Find us / EWT Representative	16
Warranty	17

WELCOME

Welcome to your new world of better living with EWT Softened Water and thank you for choosing our product. If this is your first experience of having EWT softened water in your home you'll be amazed at the great difference it makes. We promise that you'll never want to be without it again. We hope this guide will help you to maximise the benefits of EWT Softened Water in your home.

EWT was established in 2002 and is one of Europe's leading provider of water treatment equipment. We continually break new ground in the industry by developing new systems for dealing with today's water treatment issues in the commercial and domestic market place.

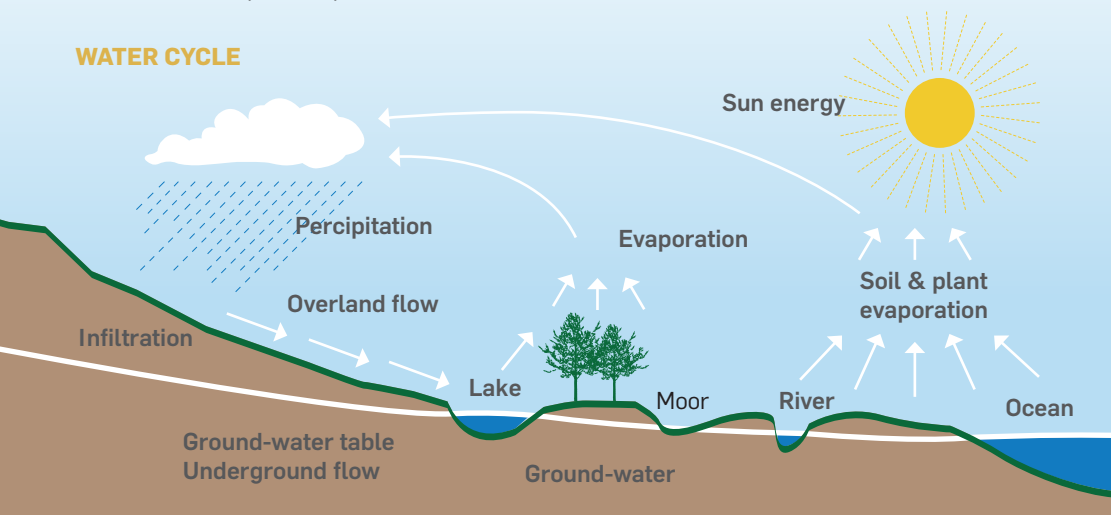
We employ a team of 68 people and have over 200,000 people throughout Europe using our systems every day. We have achieved great success over the years but we are continually striving to improve our business to ensure you, our customer, has the best experience possible.

HOW IT WORKS

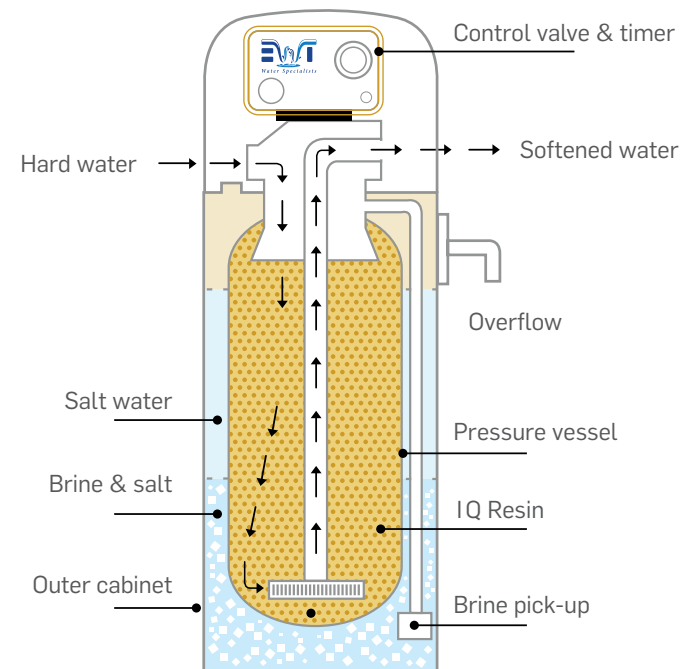
Why water gets hard and how it's softened

All of the fresh water in the world originally falls as rain, snow or sleet. Surface water is drawn upward by the sun, forming clouds. Then nearly pure and soft as it starts to fall, it begins to collect impurities as it passes through smog and dust laden atmosphere. As it seeps through soil and rocks it gathers hardness, rust, acid, unpleasant tastes and odors. Water hardness is caused primarily by limestone dissolved from the earth by rainwater. Because of this, in earlier times people who wanted soft water collected rainwater from roofs in rain barrels before it picked up hardness from the earth.

WATER CYCLE



TECHNICAL INFORMATION



THE EWT PROCESS

Today, EWT research and technology have combined to produce an appliance that removes hardness (dissolved rock) using ion exchange resins, which have superior ability to attract and capture the dissolved hardness impurities in water. EWT water conditioning IQ resin is the result of such research. Here's how it works in your water conditioner.

1. Your EWT Gold Range water conditioner directs the flow of household water through a column of EWT IQ resin. The beads of IQ resin remove the hardness impurities from the water and hold them. When they can hold no more, they must be recharged, which is usually set to 2am in the morning when you're not using any water. On your yearly check we will ensure your unit is performing to its optimum.
2. Next, the filtered sediment is flushed to the drain. The EWT IQ resin is automatically bathed by a salt solution (brine), removing hardness impurities. It is then rinsed free of excess brine. Now your EWT Gold range water conditioner is again ready to soften more water. Under normal conditions, this cycle can be repeated indefinitely as the resin lasts for years, provided your unit is maintained correctly.



EWT 606G



EWT 607GN



EWT 608G



EWT 609G

“Water softeners are among the ‘very best’ household energy savers”

* Independent Study - Details available on: www.ewtwater.com

BENEFITS OF EWT CONDITIONED WATER

1



SAVE, SAVE, SAVE

Independent research has shown that the Gold Series Water Softener can pay for itself in 11-12 months. A lifetime of softened water can save you 600+ pounds annually on detergents, heating & appliances. Save between 20-30% on Gas, Oil and Electricity (hot water bills) when you switch to EWT softened water.

2



PROTECT YOUR FAMILY'S SENSITIVE SKIN

Enjoy having naturally moisturised and smooth skin when living with soft water on a daily basis. This may be particularly beneficial for children and adults with dry skin, eczema and psoriasis.

3



SPARKLING CLEAN BATHROOMS AND FLOORS

Experience hassle-free cleaning without the need for endless scrubbing - how? With soft water, dirt and grime washes away easily reducing household cleaning time by 50%.

4



INVIGORATING SHOWERS

Bring your shower back to life! No more clogged shower heads, no more limescale scum on your shower door - just a perfect invigorating shower experience every time.

5



SAVE ON WASHING POWDER AND CLEANERS

Save up to 40% on washing powder and household cleaners.

6



PERFECT DRINKING WATER – PERFECT TEA

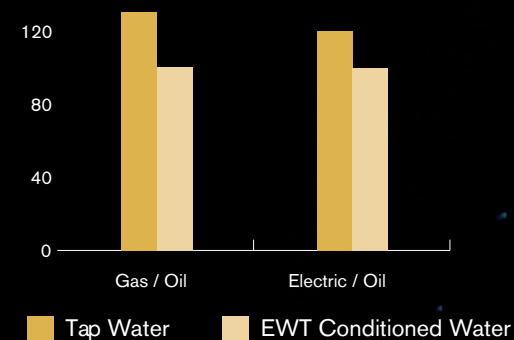
Love your water again and enjoy perfect drinking water and tea with your EWT GOLD SERIES Drinking Water System*

* For use with Micro biologically safe drinking water only.

WATER HEATER ENERGY COST

% Increase in energy consumption

Raw Water v's Treated Water
Gas / Oil 29.5% – Electric 21.7%



THE IMPORTANCE OF DRINKING WATER FOR A HEALTHY BODY

The Institute of Medicine determines that the adequate daily intake of water for Men is 3 litres and Women 2.2 litres



Moisturises the air in our lungs



Brain consists of 90% Water



Bone consists of 22% water
Water protects and moisturises our joints



Protects our organs and helps to absorb nutrients better.
Detoxifies the body.



Muscle consists of 75% water



Water helps regulate body and helps with our metabolism temperature



6 THINGS TO KNOW ABOUT EWT

Thank you for choosing EWT as your water treatment provider, the leading water softener and cooler company since 2002. Over 200,000 people use EWT water treatment products every day. We're proud of our success and owe it to exceeding your expectations and putting you at the centre of everything we do.



OUR 10 YEAR FULL PARTS WARRANTY

That's right; EWT Water Softeners come with a 10 year full parts warranty. A warranty from EWT, one of Europe's largest water softener companies gives you peace of mind that you have invested in the right product and the right company.



COST-SAVING, EWT IQ WATER SOFTENING RESIN

EWT's patented IQ resin is the highest quality water softening resin on the European Market.

Our unique high efficiency IQ resin optimises the amount of water and salt used with each regeneration, which will save you on salt usage, water usage and money over the life of your water softener systems. It also lets us reduce the sizes of our water softeners making them more suitable to Irish homes.



ENERGY-EFFICIENT CONTROL VALVE

Our unique energy-efficient control valve uses less than 1.50 pounds of electricity per year. EWT control valves for water softeners are fully programmed by our fully-qualified water softener specialists and deliver unrivalled reliability in water softener systems.



FREE CALL OUT SERVICE

EWT offer a free call out service for the first year on all water softener systems and water treatment products which we install.



MEMBERS OF WQA

(European Drinking Water Association) and WQA (Water Quality Association). EWT have been active members of the European Point of Use Drinking Water Association and the Water Quality Association (EPDWA) since 2002. As members of the EPDWA and the Water Quality Association you can be guaranteed that all our water softeners and equipment servicing meet strict guidelines, providing you with the best service and standards in the water softening industry.



CQS FULLY TRAINED AND CERTIFIED TEAM

EWT have a fully trained, certified team of staff ensuring that you receive the best quality installation and service available. With an combined experience in the water industry of over 100 years, our professional sales and service team knows how to support your business.

EWT GOLD IQ RANGE



See how efficient your EWT Gold Range water softener is:

	EWT GOLD 606 SOFTENER	STANDARD SOFTENER SAME SIZE	LARGE WATER SOFTENER
Salt used per Regeneration	3lbs	3lbs	6lbs
Water used per Regeneration	44 Litres	Up to 125 Litres	Up to 170 Litres
Capacity of unit*	12000 GPG	9600 GPG	24000 GPG

*Capacity of unit to remove hardness.
Example shows EWT GOLD 607 Softener has the same efficiency as a Large water softener but uses over 40% less water.
Example shows EWT GOLD 607 Softener has a 25% greater softening capacity than a standard water softener.

FEATURES OF THE EWT GOLD RANGE

We make the very best – Guaranteed!

Our all new Gold Series Water Softener range is the best there is! In fact it's so good we guarantee, within 1 month of installation, that if you can find a better quality unit (in each category) for less, we'll give you 3 times the difference back.

So how efficient is our Gold range?

Our Gold Range can be up to 70% more efficient on water usage and up to 50% more efficient on salt usage compared to traditional models.

Unmatched performance, unrivalled value

Since 2002, EWT has taken a smarter approach to solving water problems. Our systems treat water more efficiently, effectively and economically. You can be confident our range of systems will outperform other options available and provide you with clean, clear water for years and years. It's why so many people around Europe depend on our products. With EWT, every time you turn on your tap, you know you're getting the best quality soft water money can buy.

Compact but more efficient

Our smaller range are specially designed to fit neatly under kitchen sinks. In the past, water softener units were as large as 60" in height. Our technology has improved since then and now with our new Gold Series IQ resin compacted inside our softeners we can make them smaller and more efficient.

Customized for you

Our Gold Series will be customized to suit your home. When our engineer is on site installing your water softener he/she will test your water and based on those results will program your Gold Series EWT water softener to meet your homes needs.

Our Gold range is efficient

All our Gold Range of water softeners use less the 1.50 pounds of electricity per year. Our Metered systems also monitor water use and only process your water when needed, eliminating waste.

Our Gold range is dependable

EW Technologies systems are built to last. But don't just take our word for it; ask any EWT customer. EWT products are tested before they leave our manufacturing facilities. If a product doesn't measure up, it never leaves the plant. That's why EWT has the confidence to offer in-dustry - leading warranties. EWT customers can rest assured we'll be there for them.

GOLD SERIES

THE GOLD SERIES WATER SOFTENER

offers an exceptional range of exclusive features:

- Patented IQ resin® minimizes the amount of salt and water used in each regeneration cycle.
- 1 inch control valve optimizes water pressure throughout your home.
- 1 inch riser pipe optimizes water pressure throughout your home.
- Non-corrosive control valve designed to deliver years of reliable service.
- GoldE® Microprocessor offers worry-free operation of your water softener, even in power outages. (for all digital models from the Gold range)
- GoldE-Safe brine refill valve provides peace-of mind during refill, preventing possible over flowing.
- Gold-E-VALVE® makes operation easy.
- Guest Cycle recharge option generates an extra supply of soft water at the touch of a button.
- NSF Certified Electronic Control valve.
- IQ resin® provides maximum capacity, stability and long-lasting operation up to 30% more efficient than traditional food grade resin.
- Gold-T® Tank delivers dependable operation thanks to multiple layers of construction NSF TUV(PED) Certified.
- Optional UL-certified, weather-resistant enclosure.



We achieve this by:

- Training all our staff to the highest levels in customer relations skills.
- By delivering on and exceeding the expectations of our customers.
- By selling our products at a fair price.
- By using only reliable products that meet the highest standards.
- By honouring all warranties.

SAFETY INFORMATION

This water conditioner's control valve conforms to the highest industry standards for materials and structural integrity.

- Follow local electrical codes, ensure correctly sized electrical bonding jumper between the inlet and outlet pipes when these devices are installed in metallic plumbing systems.
- All Drinking Water Systems are designed for micro biologically safe water.
- Do not allow this water conditioner unit to freeze.
- Damage from freezing will void this water conditioning units warranty.
- We recommend that you don't use softened water for making babies bottles.



FREQUENTLY ASKED QUESTIONS

Will my family be deprived of minerals necessary to good health if they are drinking water softened by the ion exchange process?

No. The human body gains the minerals necessary to good health primarily through eating foods, not through drinking water. The body may absorb or use the minerals in water but, in most cases, the amount would not be significant. In order for a person to obtain sufficient minerals from water, it would be necessary to drink many gallons daily. In general, neither a water with a high mineral content, nor a fully softened water, could be considered a significant source of minerals. In contrast, one glass of milk provides the mineral equivalent of multiple gallons of ordinary well water. (Cows milk contains about 8,000 milligrams per litre of dissolved minerals.)

Is the sodium in softened water harmful to people on restrictive diets?

The amount of sodium in softened water is miniscule compared to other normal dietary sources of sodium. In fact, ion exchange softening of water with even 75 grains per gallon of total water hardness (the average water hardness in the UK would be 20 grains per gallon) would add less sodium to the drinking water than is allowed in beverages, meeting the U.S. Food and Drug Administration regulations for "Low Sodium" labelling. In establishing a salt-free diet for patients, physicians should not overlook the fact that even hard water may contain appreciable amounts of sodium.

Should softened water be used for watering house plants or for sprinkling the garden lawn?

Where the amount of hardness minerals in the water is only moderate (less than 10pgp – average water hardness is 20pgp), it is doubtful whether the sodium concentration would be sufficient to be a serious hazard to plants. Most house plants require specific acid soils. If there is a high hardness concentration in the water being softened, the necessarily higher sodium concentration of the soft water may be harmful to plants.

How much salt does my unit use?

It depends on your water usage but on average 1 bag every 6-8 weeks.

What type of salt should I use?

We recommend a crystal salt, it comes in 25kg bags. Purchase online and get free delivery.



Does a water softener have any harmful effect on a septic tank?

Several studies have been done to determine the exact nature of water softener recharge waste effluents and their effects on private sewage disposal systems. These studies evaluated 3 major areas, all dealing with the effect of effluents developed during the recharge of household water softeners. First, it is important to study the effect of dissolved salts in softener recharge effluents on biological action in septic tank systems. These studies demonstrated that recharge effluent from water softeners had no harmful effect on the biological action in a septic tank and that the recharge waste effluents may actually stimulate biological action. Water softener regeneration wastes demonstrated no adverse effects on home aerobic waste water treatment plant performance, even when stressed by loading at a use rate simulating ten persons (twice the average use rate). There was no difference in performance between days in which the plant received regeneration wastes and days in which it did not.

	Sodium	Equivalent Salt	% RDA
1 litre of milk	0.6g	1.5g	25%
1 litre of artificially softened water in a hard water area.	0.14g	0.35g	6%

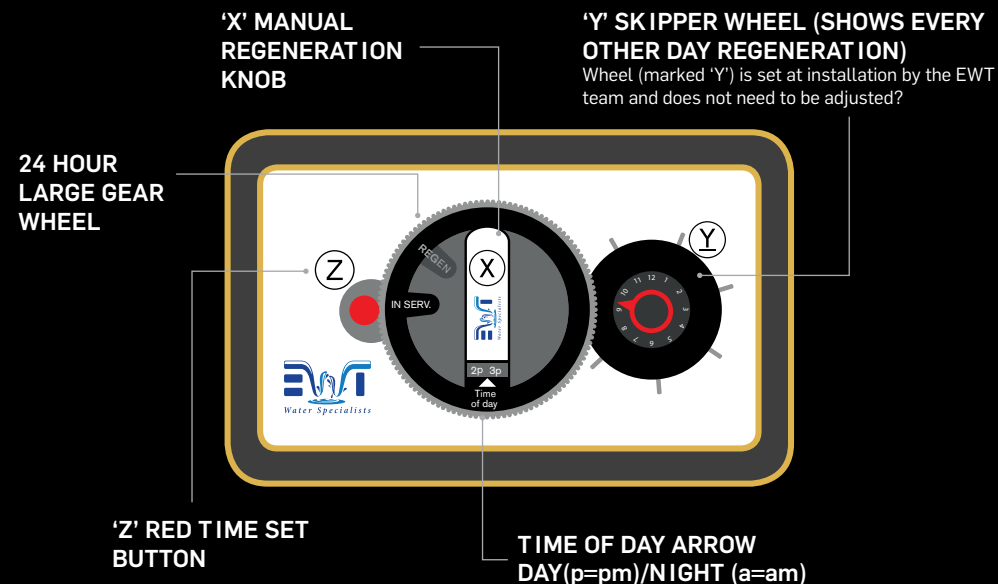
EW T GOLD IQ RANGE TIMERED SOFTENERS

Configuring the settings on EWT Gold Series TIMERED controlled water softeners. (EWT504G, EWT505G, EWT506G)

AN ADJUSTMENT IS NEEDED:

- After a power failure or time change. Remember also to reset the time-of-day on your water conditioner.

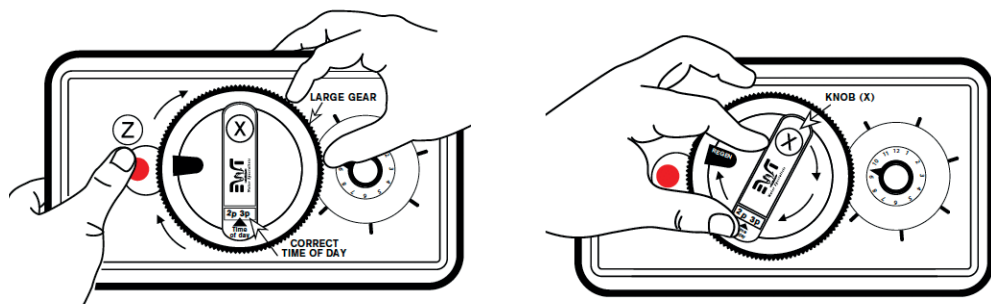
The timer is in the "service" position supplying conditioned water to the house when the "IN SERV." is showing.



HOW TO MAKE ADJUSTMENTS

To set the 'Time of Day' Press the **Red Button (Z)** and turn **Large Outside Gear** until present time appears above the arrow. Release. **Please make sure red button pops back out.** (Diagram here shows time set to just before 3pm)

For a Manual regeneration turn the Knob (X) clockwise to the REGEN position. Release.



TIME OF RECHARGE

During recharge, hard water is automatically by-passed into the house lines. Recharge time is factory set to start at about 2am, when most families are not using water.

FREQUENCY OF RECHARGE

There are twelve stainless steel tabs on the wheel marked 'Y' on diagram opposite, which program the regeneration frequency. When all 12 tabs are pulled out, the unit will recharge every day. If every second tab is in, recharge will occur every second day. Remember, pull out to recharge, push in to skip. Suggestion: Pull out 1 pin per person i.e. if you have 4 people in the house, pull out pins 3, 6, 9, 12. Or call us at EWT with your water hardness and we will give you a more accurate setting.

SALT SETTING

This is factory set. You do not need to change it. Manual recharge for more softening capacity.

"EW Technologies have always provided us with a first class service and all dealings and issues have been met with a very efficient and effective service".

Michael O'Brien

EWT GOLD IQ RANGE METERED SOFTENERS

Configuring the settings on EWT Gold METERED controlled water softeners (EWT606G, EWT607G, EWT612)



The diagram shows the digital keypad and the manual back wash knob.

- Press to enter the menu.
 - Press to select a menu item.
 - Press the value starts flashing and can be edited.
 - Press to change the value.
 - Press to save the setting.
 - Press to select the next menu item.
 - Repeat the above steps to change another value.
 - Press to exit settings.
-
- You can only change the flashing parameters.
 - The menu will return to standby after one minute of non-use, and will lock after three minutes of non-use.
 - This control valve is capable of displaying metric units and US gallons. This manual is in metric format so we recommend you select the default metric. (1 UK gallons = 4.5 Metric litres)
 - When power is first supplied, the valve may take about two minutes to initialise, and the valve will show:

Basic Menu Settings

After you become familiar with adjusting the settings proceed with the adjustments outlined on the next page.

1: REGIONAL METRIC

MENU 1: MEASUREMENT UNITS.

Defaults to metric. This sets the measurement units on the unit. We recommend leaving at metric to match this EWT manual.

2: METER DELAYED

MENU 2: REGENERATION TYPE.

This is set to Meter delayed by default we recommend leaving this value.

3: METER DELAYED

MENU 3: CURRENT DATE.

Click set 'YE' flashes use the up down arrows to adjust the year then click set. 'MO' will flash repeat until the date is set correctly.

4: YE-MO-DA 12-09-01

MENU 4: CURRENT TIME.

Setting the current time is very important. Incorrect time will cause the unit to regenerate at the wrong time of the day. Reset the current time after power outages and daylight savings time changes.

5: TIME 14:42

MENU 5: REGENERATION TIME.

Set the time of the day that you would like the unit to regenerate. We recommend using 2 am when the water supply is not in use. Re-set the regeneration time after power outages and daylight saving time changes.

6: REG. TIME 03:00

MENU 6: REGENERATION TIME

This has been pre-set for you, we recommend you do not change it.

7: REG. CAP PRE-SET

MENU 7: REG CAP.

This has been pre-set for you, we recommend you do not change it.

8: BACKWASH PRE-SET

MENU 8: BACKWASH PRE SET

This has been pre-set for you, we recommend you do not change it.

9: BRINE PRE-SET

MENU 9: BRINE PRE SET

This has been pre-set for you, we recommend you do not change it.

10 REFILL PRE-SET

MENU 10: REFILL.

This has been pre-set for you, we recommend you do not change it.

CARE AND CLEANING OF YOUR WATER CONDITIONER

Following these simple precautions will help assure continued trouble free service, and keep your EWT Water Conditioner looking like new for years.

- 1 Do not place heavy objects on top of the salt storage tank or timer case.
- 2 Use only mild soap and warm water when cleaning the exterior of the conditioner. Never use harsh, abrasive cleaning compounds or those which contain acid, such as vinegar, bleach and similar products.
- 3 **WARNING: Protect your water conditioner and the entire drain line from freezing temperatures.**
DANGER: If your unit should freeze, do not attempt to disassemble it. Call EWT.
- 4 The timer is very accurate. Keep setting correct to assure recharging at the proper time.
- 5 Should service, adjustment or trouble-shooting information be needed which is not covered in this Use and Care Guide go online to www.ewtwater.com or call us for further assistance.

HOW MUCH SALT SHOULD I PUT INTO TANK?

You can fill the brine tank to the top with salt and when it gets down to the last 4-5 inches refill the tank. The average water conditioner uses 1 bag of salt per 6-8 weeks.

TO CLEAN OUT THE SALT STORAGE TANK

A periodic clean-out of the Salt Storage Tank is necessary to keep your EWT Conditioner at peak operating efficiency. Do it at least every 2 years when the salt supply is low. Follow this procedure step-by-step.

Tools needed:

- Scoop
- Clean, bucket size container
- Garden hose
- Household scrub brush or sponge

- 1 Remove the salt storage tank cover and the cap from the brine valve chamber.
- 2 If you'd like to save any clean, dry salt remaining in the tank, remove it and place it in a clean container.
- 3 Using a scoop dig out and discard as much remaining salt, water and debris as possible.
- 4 Lay the salt tank on its side and direct a brisk stream of water from your garden hose to its inside to rinse out all of the residue.
- 5 Using a household scrub brush and a mild soapy solution, clean the salt plate. This will complete the tank cleaning.
- 6 Fill the salt storage tank with 4 to 6 inches of water.
- 7 Fill the tank with salt to within a few inches from the top.
- 8 Replace salt storage tank cover.

"All orders were dealt with immediately and the service provided for filter changes and sanitisation of the coolers is completed to a very high standard".

Gordon Dunne



BEFORE **YOU CALL FOR SERVICE**

If you unexpectedly experience hard water, make these simple checks before calling EWT. One of the following conditions may be the reason for your interruption of service.

Check the following:

POWER SUPPLY

Check your power supply cord. Is it plugged fully into the electric outlet? Be certain that the outlet does not have a wall switch, which has been turned off. Reset conditioner to the proper time of day and then plug in.*

BLOWN FUSE

Check the house fuse or circuit breaker panel. Replace a blown-out fuse or reset an open circuit breaker.

POWER FAILURE

Any interruption in your power supply, or time changes such as daylight savings will disrupt your conditioner's recharge schedule by causing the timer to run off schedule. Reset timer to proper time-of-day*.

* Reset instructions: see page 16 for timer controlled valve and 18 for meter controlled valve.

SALT SUPPLY

Check it. Refill if necessary and wait approximately four hours for the salt to dissolve before initiating a recharge cycle.

NO WATER


If you aren't getting any water flow at all, make sure your water supply is working. Open a tap ahead of the conditioner (outside tap) to see if you have any water pressure.

CONTINUOUS FLOW TO DRAIN

If water runs to drain continuously, check to make sure unit is not in recharge. If it is recharging, allow unit to finish the cycle, then reset time-of-day if necessary. If the unit is not in recharge, contact EWT. See page 16 for timer controlled unit and page 18 for meter controlled unit.

SALT BRIDGING

Salt 'bridging' occurs when a space is formed between the salt and the water preventing the salt from dissolving in the water to make brine. No brine – No soft conditioned water! High humidity and/or use of some brands of purified salt products may cause a salt bridge to form. The best way to check and eliminate a salt bridging problem is to take a broom handle or similar instrument and make a mark 20 inches from the end. Then carefully begin to probe down through the salt with the instrument. Should an obstruction be found before the mark on your instrument reaches the rim of the salt storage tank, a salt bridge is likely to have formed. Continue to probe and break up the bridge.



“The water is nice and cool, very crisp to taste and as good as any bottled water. There has never been a problem with our system and we always get a phone call from EWT when it's due a service”
Michelle Smith, Resolution Interiors,

EW TECHNOLOGIES

- COVER PLAN OPTIONS

An EWT cover plan gives you total peace of mind and saves you money. There is no hidden extras with our cover plan; call outs, parts (inc salt & filters) and labour charges are all included in one low monthly direct debit. Example: Our 'Gold Consumable Bundle' filter change and sanitisation costs only a low fixed amount and you get:

Your yearly salt supply | Free efficiency check | Free water test for lime | Free upgrades

Our Cover Range * Only available on EASY PAY OPTION	Bronze Consumable Bundle	Silver Consumable Bundle	Gold Consumable Bundle
7 point softener efficiency check and water test	✓ Included	✓ Included	✓ Included
G1 Filter Replacement and sanitation of pipe work and tap	✓ Included	✓ Included	✓ Included
FREE Labour	✓ Included	✓ Included	✓ Included
FREE Parts	✓ Included	✓ Included	✓ Included
Salt	✗	✓ 5 BAGS	✓ 8 BAGS

Cost of filter change and efficiency check reduces if you order more salt Easypay Direct Debit payment offers available!
* Failure to change your water filter can result in bacteria growth inside your filter which may make your drinking water unsafe.
** Guarantee does not include frost/freezing damage.

“ I’m very happy I got the water softener installed. All the limescale is gone from my shower head and shower doors. The kettle is completely clear of limescale and I’m very happy with the customer service from EWT.
Betty Meehan

“ It is not often that I come across a product that has had such an overwhelming positive affect on its users. We have noticed a dramatic change in the quality of our water and the cleanliness of our bathroom and kitchen areas. Even the taste of our cup of tea has been complimented on.
Bridget Breen

LEAVE A REVIEW GET 2 FREE BAGS OF SALT!

We love hearing back from you. Tell us how you find your water softener and we will give you 2 FREE BAGS OF SALT on your next service.

Simply log on to:
www.ewtwater.com

click on reviews, leave your review and we will send you 2 bags of salt

FREE with your next service.

"In the unlikely event that your EWT water conditioner or any EWT water treatment equipment lets you down, we'll fix it or replace it promptly, we're just a quick call away anytime you need us."

FIND US:

Online:

Don't forget to check out our website:

- Review our full Product Range
- Read our customer reviews
- Watch our Demo Videos
- Get a Quote
- Online Service and
- Support and lots more...

Our Offices:

EWT would like to thank you for your custom.

UK

11 Viewpoint, Maidstone, Kent
England, ME14 2DZ

IRELAND

Unit 215, Blanchardstown Corporate Park 2,
Ballycoolin, Dublin 15, Ireland

sales@ewtwater.com
www.ewtwater.com



WARRANTY

.....
YOUR NAME

.....
YOUR ADDRESS

.....
INSTALL DATE

.....
EWT REPRESENTATIVE

With EW Technologies, you get much more than a quality product.

Our success is based on fast and efficient attention to your needs. Satisfied customers are our best assets. You are dealing with a company that has a reputation for quality all over Ireland and the UK.



10 Year Full
Parts Warranty



Easy payment
service option



Free Salt deliveries



Removes 100%
Limescale



Water Specialists

EWT Water Specialists
11 Viewpoint, Maidstone, Kent
England, ME14 2DZ
Tel: 0203 1994140

EWT Water Specialists
Unit 215, Blanchardstown Corporate Park 2,
Ballycoolin, Dublin 15, Ireland
Tel: 1850 911904
Eircode D15 Y652

sales@ewtwater.com
www.ewtwater.com